



SKIN CARE ROUTINES **enhanced with BioLab**

Create your routine with this step-by-step guide.

JAFRA BIOLAB

JAFRA ROYAL DEFY

AGE-DEFYING EFFECTS:

- ◆ Plumped Skin
- ◆ Sculpted Contours
- ◆ Improved Radiance
- ◆ Diminished Lines
- ◆ Ultimate Moisture
- ◆ Luxurious Softness




KEY INGREDIENT

Royal Jelly Oil:
Supercharges your skin's moisture barrier with the riches of fatty acid 10-hydroxydecenoic acid.



JAFRA ROYAL DEFY



DAYTIME ROUTINE WITH BIOLAB



STEP 1:
CLEANSE



STEP 2:
SERUMS



STEP 3:
EYE SERUM & EYE CREAM




STEP 4:
MOISTURIZER &
FACE OIL



STEP 5:
APPLY SOLAR PROTECTION
(CHOOSE 1)



*Queen Bee Tip:
Try double cleansing
with two different formulas
for next-level results.*



NIGHTTIME ROUTINE WITH BIOLAB



STEP 1:
CLEANSE



STEP 2:
SERUMS



STEP 3:
EYE SERUM & EYE CREAM



STEP 4:
MOISTURIZER &
FACE OIL



PEELING EFFECT MASK
USE 1X PER WEEK AFTER STEP 1
(AVOID USING ON THE SAME DAY AS BIOLAB FACIAL
CAPSULES 20+% VITAMIN C)

JAFRA ROYAL REVITALIZE

ROYAL JELLY



REVITALIZING BENEFITS FOR EARLY SIGNS OF AGING:

- ◆ Promotes a younger look
- ◆ Visibly smooths fine lines
- ◆ Restores youthful vitality
- ◆ Brightens dark circles



KEY INGREDIENT

BREAKTHROUGH ROYAL JELLY RJ^x TECHNOLOGY

1. POWER:

Amplifies the revitalizing power of royal jelly to minimize signs of aging.


2. POTENCY:

Helps royal jelly's nutrients remain more potent for longer.

3. PRECISION:

Allows for targeted delivery of essential nourishment using micro-encapsulation.

JAFRA ROYAL REVITALIZE



DAYTIME ROUTINE WITH BIOLAB



STEP 1:
CLEANSE

STEP 2:
TONE

STEP 3:
SERUMS

STEP 4:
EYE SERUM & EYE CREAM




STEP 5:
APPLY MOISTURIZING
BALM OR CRÈME



STEP 6:
APPLY SOLAR PROTECTION
(CHOOSE 1)



Queen Bee Tip:
*Try double cleansing
with two different formulas
for next-level results.*



NIGHTTIME ROUTINE WITH BIOLAB



STEP 1:
CLEANSE

STEP 2:
TONE

STEP 3:
SERUMS

STEP 4:
EYE SERUM & EYE CREAM



STEP 5:
APPLY MOISTURIZING BALM
OR CRÈME



BIOLAB PEELING EFFECT MASK
USE 1X PER WEEK AFTER CLEANSE
(AVOID USING ON THE SAME DAY AS BIOLAB
FACIAL CAPSULES 20+% VITAMIN C)



VOLCANIC MICRO POLISH MASK
USE 2-3X PER WEEK AFTER CLEANSE
(AVOID USING ON SAME DAY AS
BIOLAB MASK)

JAFRA ROYAL CLEAR SMART

**ELEVATED ACNE CARE:
HELP CONTROL BREAKOUTS
WHILE ENHANCING YOUR
SKIN'S HEALTHY LOOK.**


- ◆ Clears & prevents breakouts
- ◆ Nourishes & hydrates
- ◆ Supports the skin microbiome



ACTIVE INGREDIENT SALICYLIC ACID:

Penetrates pores to eliminate most acne blemishes and helps prevent new ones from forming.

JAFRA ROYAL CLEAR SMART



DAYTIME ROUTINE WITH BIOLAB



STEP 1:
CLEANSE




STEP 2:
TONE



STEP 3:
SPOT TREATMENT



STEP 4:
SERUMS



NIGHTTIME ROUTINE WITH BIOLAB



STEP 1:
CLEANSE



STEP 2:
TONE



STEP 3:
SPOT TREATMENT



STEP 4:
SERUMS



STEP 5:
EYE SERUM



Queen Bee Tip:
Try double cleansing
with two different formulas
for next-level results.



STEP 5:
EYE SERUM



STEP 6:
APPLY MOISTURIZER



STEP 7:
APPLY SOLAR PROTECTION
(CHOOSE 1)



STEP 6:
APPLY MOISTURIZER



BIOLAB PEELING EFFECT MASK
USE 1X PER WEEK AFTER CLEANSE
(AVOID USING ON THE SAME DAY AS BIOLAB
FACIAL CAPSULES 20+% VITAMIN C)



CHARCOAL BLACKHEAD SCRUB
USE 2-3X PER WEEK AFTER CLEANSE
(AVOID USING ON SAME DAY AS
BIOLAB MASK)

JAFRA NOVOMARINE

**boost your bounce with
ADVANCED COLLAGEN SUPPORT**

- ◆ Vegan-certified formulas
- ◆ Innovative ProMare Science
- ◆ Smoother, brighter look
- ◆ Refreshing hydration



KEY INGREDIENTS:

MARINE ALGAE

helps hydrate and diminish the look of lines.


VITAMIN C

antioxidant that helps fight visible signs of aging.

VEGAN COLLAGEN

leaves skin looking soft and luminous.

JAFRA NOVOMARINE



DAYTIME ROUTINE WITH BIOLAB



STEP 1:
CLEANSE



STEP 2:
SERUMS



STEP 3:
EYE SERUM




STEP 4:
APPLY MOISTURIZER



STEP 5:
APPLY SOLAR PROTECTION
(CHOOSE 1)



Queen Bee Tip:
*Try double cleansing
with two different formulas
for next-level results.*



NIGHTTIME ROUTINE WITH BIOLAB



STEP 1:
CLEANSE



STEP 2:
SERUMS



STEP 3:
EYE SERUM



STEP 4:
APPLY
MOISTURIZER



BIOLAB PEELING EFFECT MASK
USE 1X PER WEEK AFTER CLEANSE
(AVOID USING ON THE SAME DAY AS BIOLAB
FACIAL CAPSULES 20+% VITAMIN C)

JAFRA GOLD DYNAMICS

ULTRA-NOURISHING CARE FORMULATED TO:


- ◆ Improve the look of firmness
- ◆ Deliver rich hydration
- ◆ Soften the look of lines
- ◆ Promote a youthful look



KEY INGREDIENT GOLD COMPLEX

Our blend of powerhouse ingredients helps restore the look of your skin's suppleness and firmness.

JAFRA GOLD DYNAMICS



DAYTIME ROUTINE WITH BIOLAB



STEP 1:
CLEANSE



STEP 2:
SERUMS



STEP 3:
EYE SERUM &
EYE CREAM




STEP 4:
APPLY MOISTURIZER



STEP 5:
IF DESIRED, APPLY
ADDITIONAL SPF
(CHOOSE 1)



Queen Bee Tip:
*Try double cleansing
with two different formulas
for next-level results.*



NIGHTTIME ROUTINE WITH BIOLAB



STEP 1:
CLEANSE



STEP 2:
SERUMS



STEP 3:
EYE SERUM &
EYE CREAM



STEP 4:
APPLY CAPSULES FOR
SPECIFIC CONCERNS
(AVOID USING BIOLAB
FACIAL CAPSULES 20+%
VITAMIN C AND GOLD
DYNAMICS INTENSIVE
RETINOL CAPSULES ON
THE SAME DAY)



STEP 5:
APPLY
MOISTURIZER



BIOLAB PEELING EFFECT MASK
USE 1X PER WEEK AFTER CLEANSE
(AVOID USING ON THE SAME DAY AS
BIOLAB FACIAL CAPSULES 20+%
VITAMIN C AND GOLD DYNAMICS
INTENSIVE RETINOL CAPSULES)

JAFRA

